

EE211

Humidity and Temperature Transmitter for Continuous High Humidity

The EE211 is dedicated for accurate and long term stable measurement under continuous high humidity (>85 % RH) and condensing conditions in demanding climate control. It features a heated humidity probe and an interchangeable temperature probe.

Excellent performance of EE211 even in polluted, aggressive environment is ensured by the combination of completely encapsulated measurement electronics inside the humidity probe and the long-term stable HCT01 sensor with E+E proprietary coating.

The EE211 enclosure is rated IP65/NEMA 4, minimizes installation costs and provides outstanding protection against pollution and condensation. All measured and calculated values are available on the Modbus RTU interface whereas two of the values are available on the analogue voltage or current (3-wire) output. Additionally up to three values can be shown simultaneously on the optional illuminated display.

With the optional product configuration adapter EE-PCA the user can set the Modbus RTU interface parameters, the display format, the measured parameters and the output scaling. Furthermore, the user can perform an one or two point RH and T adjustment. The T probe can also be adjusted separate; for the metal version of the T probe the reference can be a high accuracy dry block calibrator.



Features

- Opening appropriate for 1/2" US conduit fitting**
- External mounting holes**
 - » Mounting with closed cover
 - » Electronics protected against construction site pollution
 - » Easy and fast mounting
- Electronics on the bottom of the PCB**
 - » Optimum protection against mechanical damage during installation
- Cast Electronics**
 - » Mechanical protection
 - » Condensation-resistant
- Heated sensing head**
 - » Best performance and long term stability under continuous high RH and condensing conditions
- E+E Humidity sensor HCT01**
 - » Protected solder pads
 - » Tested according to automotive standard AEC-Q200
- Protective sensor coating**

The E+E proprietary sensor coating is a protective layer applied to the active surface of the HCT01 sensing element. The coating extends substantially the lifetime and the measurement performance of the E+E sensor in corrosive environment. Additionally, it improves the sensor's long term stability in dusty, dirty or oily applications by preventing stray impedances caused by deposits on the active sensor surface.
- Display**
 - » Shows up to 3 measurands
 - » Backlight
- Smooth cover surface**
 - » No accumulation of dust in protruding edges
- IP65 / NEMA 4 Enclosure**
- Bayonet Screws**
 - » Open/closed with a 1/4 rotation
- Separate T probe**
 - » Intelligent, interchangeable T probe
 - » Remote connection possible
 - » Calibratable in dry block

Applications

- Fruit and vegetable storage
- Green houses and incubators
- Cooling, ripening and environmental chambers
- Mushroom industry

Operation principle

The humidity probe is continuously heated for avoiding condensation and high humidity side effects on the sensing elements, which leads to outstanding long term stability.

Based on the measured values humidity and temperature, the EE211 calculates the dew point temperature T_d whereas the separate, interchangeable T-probe measures the ambient temperature. Ultimately, out of T_d and T , the device calculates the relative humidity RH as well as several other parameters like absolute humidity, mixing ratio, wet bulb temperature or enthalpy.

Outstanding long term stability under high humidity conditions

The operation principle of EE211 copes with the causes for poor long-term stability of non-heated sensors at continuously high humidity. The constant over-temperature of the EE211 sensing head (approx. $5\text{ }^\circ\text{C} = 9\text{ }^\circ\text{F}$) means max. 76 % RH humidity at the sensors and enables following benefits:

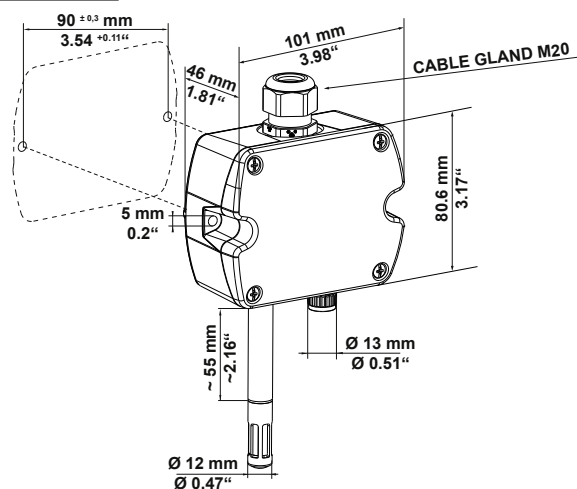
- The sensing head of EE211 stays dry even under condensing conditions, which prevents dust and dirt from sticking to the sensor and leads to **outstanding long-term stability**.
- The combination of dry sensing head, E+E proprietary coating of the sensing element and sealed solder pads **minimize the impact of corrosive agents**.
- Maximum humidity of 76 % RH at the sensor **eliminates the drift caused by exposure to continuous high humidity**.

Important:

The humidity related parameters correspond to the location of the T probe. Consequently, the T probe shall be positioned at the place of main interest for RH measurement. In an environmental chamber for instance, the EE211 basic device can be fixed conveniently on the inside wall, while the T probe can be placed in the middle of the chamber using the optional probe cable.

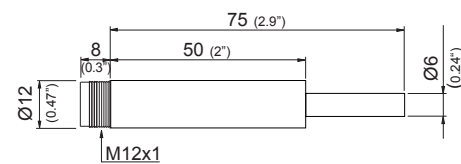
Dimensions (mm/inch)

Basic Device:

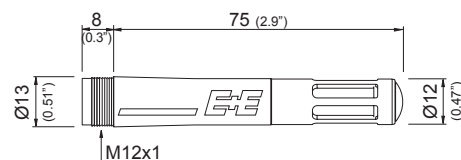


Temperature Probe:

Metal Housing EE07-MT

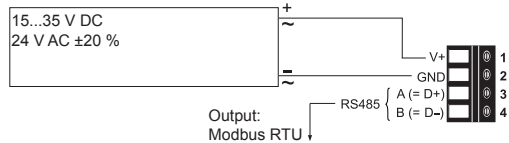


Polycarbonate Housing EE07-PT6

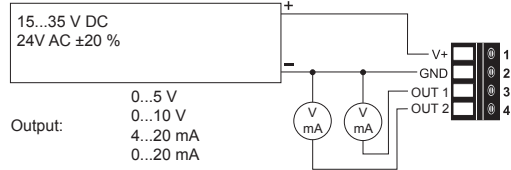


Connection Diagram

EE211-M1J3



EE211-M1A2/3/5/6



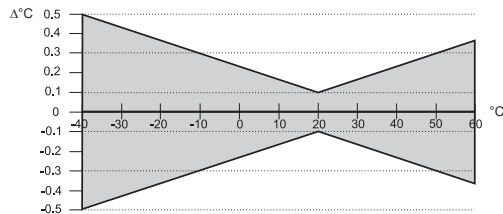
Technical Data

Relative Humidity (RH)

Sensor	E+E Sensor HCT01-00D
Working range	0...100 % RH
RH accuracy (incl. hysteresis, non-linearity and repeatability) -5...30 °C (23...86 °F)	±(1.3 + 0.007*measured value) % RH

Temperature (T)

Sensor	Pt1000 (tolerance class A, DIN EN 60751)
T-accuracy (at 20 °C (68 °F) : ±0,1 °C)	



Outputs

Analogue output (RH: 0...100 %; T: see ordering guide)	0-5 V / 0-10 V	-1 mA < I _L < 1 mA
	0-20 mA / 4-20 mA (3-wire)	R _L ≤ 500 Ohm

Digital output	RS485, Modbus RTU, max. 32 EE211 in one bus
-----------------------	---------------------------------------------

General

Power supply (Class III)	15 - 35 V DC ¹⁾ or 24 V AC ±20 %
Current consumption at 24 V	
Voltage output	DC supply max. 13 mA with display max. 19 mA AC supply max. 38 mA _{rms} with display max. 49 mA _{rms}
Current output	DC supply max. 34 mA with display max. 40 mA AC supply typ. 75 mA _{rms} with display typ. 85 mA _{rms}
Digital interface	DC supply typ. 8 mA with display typ. 17 mA AC supply typ. 23 mA _{rms} with display typ. 40 mA _{rms}
Display	1, 2 or 3 lines, user configurable, with backlight
Connection	Screw terminals, max. 1.5 mm ²
Housing material	Polycarbonate, UL94V-0 (with Display UL94HB) approved
Protection class	IP65 / NEMA 4
Cable gland	M20 x 1.5
Sensor protection	E+E coating
Electromagnetic compatibility	EN61326-1 EN61326-2-3, Industrial Environment
Temperature ranges	Operating / Storage: -40...60 °C (-40...140 °F)
Temperature ranges with display	Operating: -20...50 °C (-4...122 °F) Storage: -20...60 °C (-4...140 °F)

1) USA & Canada: class 2 supply required, max. supply voltage 30V

Ordering Guide

EE211 consists of two items to be orders separately: the EE211 basic unit and EE07-xT temperature probe. A third item (T probe extension cable) is optional.

Position 1: EE211 Basic Device

			EE211	
Hardware	Model	humidity + temperature	M1	
	Output	0-5 V	A2	
		0-10 V	A3	
0-20 mA		A5		
4-20 mA		A6		
Display ¹⁾	RS485	J3		
	none	no code		
		with backlight	D2	
Setup - Analogue outputs (not for output J3)	Output 1	relative humidity RH	%	no code
		other measurand	(xx see Measurand Code below)	MAxx
	Scaling 1 low ²⁾	0		no code
		value		SALvalue
	Scaling 1 high ²⁾	100		no code
		value		SAHvalue
	Output 2	temperature	°C	no code
		temperature	°F	MB2
other measurand		(xx see Measurand Code below)	MBxx	
Scaling 2 low	-40		no code	
	value		SBLvalue	
Scaling 2 low	60		no code	
	value		SBHvalue	
Setup - Modbus RTU (only for output J3)	Baudrate	9600		no code
		19200		BD6
		38400		BD7
	Parity	odd		no code
		no parity		PY0
	Stopbit	even		PY2
		1 stopbit		no code
	Unit	2 stopbit		BT2
metric-SI			no code	
	non-metric		U2	

Measurand Code

		xx
dew point Td	°C	52
	°F	53
mixing ratio r	g/kg	60
	gr/lb	61
absolute humidity dv	g/m ³	56
	gr/ft ³	57

		xx
wet bulb temperature Tw	°C	54
	°F	55
water vapour partial pressure e	mbar	50
	psi	51
enthalpy h	kJ/kg	62
	BTU/lb/kg	64

Position 2: EE07-xT Temperature Probe

TYPE	
Polycarbonate - with metal grid filter	EE07-PT6
Metal	EE07-MT

Position 3 (optional): Cable for EE07, M12x1 socket, M12x1 plug

CABLE LENGTH	
2 m (6.6 ft)	HA010801
5 m (16.4 ft)	HA010802
10 m (32.8 ft)	HA010803

1) **Factory setup:**

For analogue output versions the display shows the measurands selected for output 1 and output 2. For digital output versions the display shows RH and T

2) Modbus Map and setup instructions: See User Guide and Modbus Application Note at www.epluse.com/EE211

Order Examples

Position 1: EE211-M1A6MB60SBL100SBH300

Model: Humidity+Temperature
 Output: 4-20 mA
 Display: none

Output scaling 1: relative humidity RH (%)
 Scaling 1 low: 0
 Scaling 1 high: 100

Output scaling 2: mixing ratio r (g/kg)
 Scaling 2 low: 100
 Scaling 2 high: 300

Position 2: EE07-MT

Type: Metal

Position 3: HA010802

Type: 5 m (16.4 ft)

Position 1: EE211-M1J3D2BD6U2

Model: Humidity+Temperature
 Output: RS485
 Display: with backlight

Baudrate: 19200
 Parity: odd
 Stopbits: 1 stopbit
 Unit: non-metric

Position 2: EE07-PT6

Type: Polycarbonate - with metal grid filter

Accessories

- Product configuration adapter
- Product configuration software
- Power supply adapter
- Protection cap for 12 mm probe
- Metal grid filter cap

see data sheet [EE-PCA](#)
[EE-PCS](#) (free download: www.epluse.com)
[V03](#) (see data sheet Accessories)
[HA010783](#)
[\(HA010106\)](#) (see data sheet Accessories)

Scope of supply

EE211 Basic Device

- EE211 according ordering guide
- Cable gland M20 x 1.5
- Mounting materials
- Test report according according to DIN EN10204 - 3.1
- User Guide

EE07 Temperature Probe

- EE07 according ordering guide
- Test report according according to DIN EN10204 - 3.1

Cable for EE07 (optional)