




## MX 52




### Approvals



- 2 to 16 channels
- 1 fault and 3 alarm indications per channel
- 19" 3U cardframe
- SIL 2 approved according to EN 65 1 1

## MX 52 control unit

MX 52 controller accepts inputs from flammable (4-20 mA transmitter or catalytic bridge types) and toxic gas detectors. The MX 52 modular design allows you to build your own gas detection system to meet your requirements.



## A control unit that fulfills your needs

The innovative features of the MX 52 are integrated in a 3U 19" frame rack for use in various applications.

The MX 52 can be programmed thanks to the keyboard or with a laptop.

## Detection display and alarms

Each of the 16 channels performs as follow:

- Continuous monitoring
- Scrolling display of the monitored gas, nature, content and unit (ppm, LEL or %)
- Alarms are triggered if content exceeds preset thresholds
- Relays activated to enable external warning devices (valves, audible/visual alarms...)
- General fault alarms

## Performance


- The main frame is a 19" rack frame 3U high with up to 16 channels (8 cards - 2 channels each)
- Easy wiring
- Easy programming
- Fault and gas alarms monitored by a built in micro-controller
- 8 cards with 2 independent channels each
- Fixed or scrolling fluorescent display with 2 lines, 16 characters
- 3 gas alarm thresholds individually adjustable
- Instantaneous alarms 1 and 2
- Alarm 3 on delay or average
- General fault alarm
- Local TEST push button
- Fail safe relay operation
- Maintenance mode indicated by LED
- 5 LED indicators per channel
- Local or remote alarm acknowledgement
- 4-20 mA input enables the connection of any analog transmitters (flame, temperature, air velocity, pressure...)
- Common digital output (RS485 MODBUS protocol) and 4-20 mA output per channel

## Reliability

Protection against RF and electromagnetic interferences prevents from false alarms (CE marked)

## Safety

The MX 52 controller is approved as a SIL 2 Safety Instrumented System according to EN 61511 and is compliant with European standards EN 50054, 50081 and 50082



2 channels board

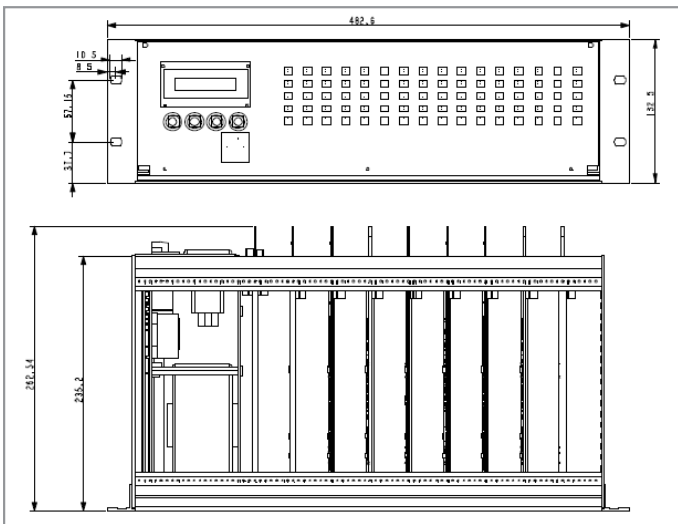
2 channels board

Terminal block

MX 52	
Function	Controller Safety Instrumented System
Capacity	8 cards, 2 independent channels each (max 16 channels)
Display	Fluorescent 2 lines 16 fixed or scrolling characters Alarms
Fault alarms	Specific channel identification with yellow LED Common fault relay
Gas alarms	3 independent thresholds per channel Third threshold on delay or average Automatic or manual reset Programmable increasing or decreasing alarm Visual red LED
Audible alarm	Follows the fault sequence and panel acknowledgement gas alarm
Outputs	2 independent gas alarm relays per channel (2 A - 250 VAC Rating for resistive load) 1 common alarm 3 relay 1 common fault relay Energized or de-energized alarm relays Energized fault relay Programmable NC or NO on alarm 1, alarm 2 and fault alarm, SPDT on alarm 3

INPUT	
Type of detectors	Flammable catalytic bridge type - 3 wires
	Oxygen, toxic or flammable analog transmitters, 2 or 3 wires
	Other 4-20 mA analog output transmitters
Wiring	2 or 3 wires shielded cable
Loop impedance	Flammable 3 wires: 32 Ω 4-20 mA; 2 or 3 wires: 56 Ω
	Average line length (in meters at 20°C, core size 1,5 mm <sup>2</sup> ): Flammable: Bridge type - 1000 m 4-20 mA - 2000 m
Signal output	4-20 mA per channel • Serial RS 485 or 232 MODBUS protocol
Power supply	103 to 122 V AC or 207 to 244 VA 21 to 31 V DC
	Power consumption: 300 VA or 240 W
Miscellaneous	Local or remote acknowledgement
	Operating temperature: -10 +45°C
	Relative humidity: 5 to 95 % non condensed
Dimensions	Rack 3U, 19" frame Dimensions: 482 w x 132 h x 266 d in mm
	Weight

APPROVALS	
Compliant with European standards EN 50054, EN 50057, EN 50104 and EN 50271 ( <b>harmonized</b> standards 61779-1: 2000 and 61779-4: 2000)	
SIL 2 capability according to EN 61511 (INERIS n° 68210-2005)	
II (2) G	
EEC Directive EN 50081-1-2 and EN 50082-1-2	
Low voltage directive EN 61010-1	



As an ISO 9001 & ISO 14001 approved company, OLDHAM quality assurance programmes demand the continuous assessment and improvement of all OLDHAM products. Information in this leaflet could thus change without notification and does not constitute a product specification. Please contact OLDHAM or their representative if you require more details.

**EMEA1**  
Arras- France  
ZI Est, Rue Orfila, CS 20417  
62027 ARRAS CEDEX  
France  
Tel : +33 (0) 3 21 60 80 80  
Fax : +33 (0) 3 21 60 80 00  
info@oldhamgas.com

**AMERICAS**  
Texas -USA  
4055 Technology Forest Blvd.  
The Woodlands, Texas 77381  
USA  
Tel : +1 800 247 7257  
Fax : +1 704 291 8330  
sh-sale@tycointl.com

**ASIA PACIFIC**  
Shanghai - China  
290 Guiqiao Road  
Pudong, Shanghai 201206  
People's Republic of China  
Tel : +86 21 3127 6373  
Fax : +68 21 3127 6365  
sales@oldhamgas.com

